


**Social Behaviour**



**Skills, knowledge and understanding to be developed in this Learning Plan:**


Begin to develop knowledge and understanding of a range of concepts of social behaviour.  
 Use an range of analytical and evaluative skills to review a range of different study's and research on language.  
 Use of a evaluation skills to determine the evidence of different study's

**Key terms to be learned in this**

**LP:**  
 Language, Verbal, Non-verbal, Hypothesis, Communication, Eye-Contact, Posture, postural Echo

**Week/Wythnos 1 Learning Objectives: The possible relationship between language and thought**

- Understand and be able to explain how thinking depends on language
- Describe and evaluate the Sapi-Whorf hypothesis



**Objective assessments:**


- Recall and describe the ways in which thinking depends on language, referring back to Piaget's theory.  
 -Analyse and review the Sapir-Whorf hypethis and study , specifically looking at the research methods based on the study and comparing it Piagets theory.  
 -Use past paper questions to demonstrate my understanding of the questions likely to be asked in the exam.

**Homework/Gwaith cartref:.**

Set:  
 Due:

**Week/Wythnos 2 Learning Objectives: Differences between human and animal communication**

- Understand the difference between human and animal communication
- Understand the limited functions of animal communication.
- Describe and evaluate Von Frisch's Bee studt.



**Objective assessments:**


- Recall and describe the differences between human and animal communication identifying the differences through use of past paper question and answer.  
 -Write my own description and evaluation of Von Frisch's be study.  
 -Using both written and past paper questions explain the variations of the study and how these factors affect obedience.

**Homework/Gwaith cartref:**

Set:  
 Due:

**Week/Wythnos 3 Learning Objectives: Understand non-verbal communicaiton**

- Understand how to define non verbal communication and verbal communication.
- Understand the function of eye-contact including regulating flow of conversation, signalling attraction and expressing emotion.
- Describe and evaluate a range of specifi research methods.



**Objective assessments:**


- Recall and define non verbal and verbal communication in my own words using topic specific terminology.  
 -Use of evaluative skills to analyse Argyle and Hess's study of eye contact in communication.  
 -Complete a range of paspt paper questions to demonstrate understanding.

**Homework/Gwaith cartref:**

Set:

**Week/Wythnos 4 Learning Objectives: How body language can is used in non-verbal communicaiton**

- Understand body language including open and closed posture, postural echo and touch
- Understand they key concepts from research methods.





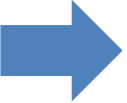

**Objective assessments:**

- Describe and explain the different types of body language, including different types of body posture.  
 -Explain and evaluate McGinley's study on postural echo.

**Homework/Gwaith cartref:**

Set:  
 Due:

**Social Behaviour**

<p><i>Week/Wythnos 5 Learning Objectives:</i>  <b>Understand the importance of personal space including the effect culture, status and gender will have</b></p> <ul style="list-style-type: none"> <li>• Understand personal space and its effect on non verbal communication</li> <li>• Describe a range of non-verbal research topics, including Argyle &amp; Dean and Sommer.</li> </ul>		<p><i>Objective assessments:</i></p> <ul style="list-style-type: none"> <li>- Discuss personal space and the effect of people being in your personal space.</li> <li>- Explain Argyle &amp; Dean's research into personal space linking it to their own experiences.</li> <li>- Create a visual representation of the factors affecting personal space.</li> </ul>	<p><b>Homework/Gwaith cartref:</b></p> <p>Set: Due:</p>
<p><i>Week/Wythnos 6 Learning Objectives:</i>  <b>Explanation of non-verbal behaviour</b></p> <ul style="list-style-type: none"> <li>• Understand and be able to describe and evaluate Darwin's evolutionary theory of non-verbal behaviour</li> <li>• Understand that non-verbal behaviour is innate</li> </ul>		<p><i>Objective assessments:</i></p> <p>Be able to:</p> <ul style="list-style-type: none"> <li>- Describe Darwin's theory of non-verbal behaviour</li> <li>- Discuss within a group the findings of Darwin's theory</li> <li>- Evaluate Darwin's theory</li> </ul>	<p><b>Homework/Gwaith cartref:</b></p> <p>Set: Due:</p>
<p><i>Week/Wythnos 6 Learning Objectives:</i>  <b>Develop an understanding of Yuki's theory of emotion</b></p> <ul style="list-style-type: none"> <li>• Explore evidence that non-verbal behaviour is learned.</li> <li>• Describe and evaluate Yuki's study of emotion</li> <li>• Understand key concepts from different research studies.</li> </ul>		<p><i>Objective assessments:</i></p> <p>Be able to:</p> <ul style="list-style-type: none"> <li>- Recall and evaluate Yuki's study on non-verbal behaviour.</li> <li>- Demonstrate through questioning my understanding that behaviour is learned.</li> <li>- Compare the evidence that non-verbal behaviour is either innate or learned.</li> </ul>	<p><b>Homework/Gwaith cartref:</b></p> <p>Set: Due:</p>
<p><i>Week/Wythnos 6 Learning Objectives: Mid term Assessment</i></p> <ul style="list-style-type: none"> <li>• Planning and drafting of long essay style answer.</li> <li>• Using a range of past paper style questions to review understanding of social behaviour and language.</li> </ul>		<p><i>Objective assessments:</i></p> <p>Be able to:</p> <ul style="list-style-type: none"> <li>- Plan and write a long answer question using a variety of different definitions, concepts and studies on behaviour</li> <li>- Identify and describe the different concepts associated with social behaviour</li> <li>- Analyse my own work, identifying areas of weakness and using mark scheme/own work to improve.</li> </ul>	<p><b>Homework/Gwaith cartref:</b></p> <p>Set: Due:</p>