

YEAR: 11 SUBJECT/PWNC: Summer Term 1: Art and Design

Knowledge Focus: Students will complete the Externally Set Assignment (ESA) sustained focus study and then refine, evaluate, and present their ESA project. Students will ensure their preparatory work and final outcome clearly demonstrate development of ideas, experimentation with media, recording from primary and secondary sources, and a personal final response. Students will prepare their ESA work for assessment and external moderation.


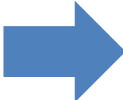




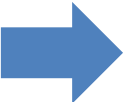

Skills, knowledge and understanding to be developed in this Learning Plan:

- Completing a sustained focus study
- Developing and refining ideas
- Observational drawing and recording
- Experimentation with media and materials
- Annotation and evaluation
- Artist research and contextual links
- Presenting and organising coursework
- Understanding Assessment Objectives AO1–AO4

Key terms to be learned in this LP:

- Development
- Refinement
- Annotation
- Artist Influence
- Experimentation
- Observational Drawing
- Final Outcome
- Assessment Objectives
- Presentation

<p>Week/Wythnos 1 Learning Objectives:</p> <ul style="list-style-type: none"> • Complete the final outcome for the ESA theme • Demonstrate clear links between preparatory work and final outcome • Use appropriate materials, techniques, and processes • Produce a personal and meaningful response 	 <p>Objective assessments: Be able to:</p> <ul style="list-style-type: none"> - Produce a completed final outcome that links to preparatory work - Demonstrate control and skill with chosen materials - Show personal interpretation and creativity - Complete the sustained focus study within exam conditions (AO4) 	<p>Homework/Gwaith cartref:</p> <p>Ensure all ESA preparatory work is complete and organised ready for submission.</p> <p>Set: Due:</p>
<p>Week/Wythnos 2 Learning Objectives:</p> <ul style="list-style-type: none"> • Complete the ESA Creative Statement • Evaluate the ESA project and creative journey • Explain ideas, influences, and development • Identify strengths and areas for improvement 	 <p>Objective assessments: Be able to:</p> <ul style="list-style-type: none"> - Write a creative statement explaining ideas and development - Explain links between artists, experiments, and final outcome - Reflect on what worked well and what could be improved - Use subject-specific vocabulary in written work 	<p>Homework/Gwaith cartref:</p> <p>Complete or improve the ESA Creative Statement.</p> <p>Set: Due:</p>
<p>Week/Wythnos 3 Learning Objectives:</p> <ul style="list-style-type: none"> • Review ESA sketchbook and preparatory work • Improve weak pages, drawings, or experiments • Add additional observational drawings or media experiments • Ensure clear development of ideas 	 <p>Objective assessments: Be able to:</p> <ul style="list-style-type: none"> - Improve observational drawings or recording work (AO3) - Add experimental work showing media exploration (AO2) - Show development from initial idea to final outcome - Annotate improvements explaining changes 	<p>Homework/Gwaith cartref:</p> <p>Complete any unfinished preparatory pages or improve existing work.</p> <p>Set: Due:</p>
<p>Week/Wythnos 4 Learning Objectives:</p> <ul style="list-style-type: none"> • Improve annotation throughout ESA sketchbook • Link work to artists, designers, or sources • Explain media choices, ideas, and development • Use subject-specific vocabulary 	 <p>Objective assessments: Be able to:</p> <ul style="list-style-type: none"> - Write annotation explaining ideas and development - Explain how artists influenced their work - Compare own work to artist work - Show clear connections between research and final outcome (AO1) 	<p>Homework/Gwaith cartref:</p> <p>Complete drawings</p> <p>Set: Due:</p>

<p>Week/Wythnos 5 Learning Objectives:</p> <ul style="list-style-type: none"> • Select best preparatory work to present • Improve presentation and layout • Ensure work is in logical order showing development • Mount work neatly if required 		<p>Objective assessments:</p> <p>Be able to:</p> <ul style="list-style-type: none"> -Organise work showing idea → experiment → development → final piece -Present work neatly and clearly -Ensure all pages include annotation -Demonstrate a clear creative journey 	<p>Homework/Gwaith cartref:</p> <p>Set:</p> <p>Due:</p>
<p>Week/Wythnos 6 Learning Objectives:</p> <ul style="list-style-type: none"> • Finalise ESA sketchbook and final outcome • Ensure all Assessment Objectives are evidenced • Prepare work for assessment and moderation • Review entire ESA project 		<p>Objective assessments:</p> <p>Be able to:</p> <ul style="list-style-type: none"> -Present a complete ESA project -Demonstrate development of ideas from start to finish -Show experimentation with materials and techniques -Present a final outcome that links to preparatory work 	<p>Homework/Gwaith cartref:</p> <p>Set:</p> <p>Due:</p>