

Learning Plan 1

BLWYDDYN: 11

PWNC: Performing Arts

Knowledge Focus:

Complete external assessment – Unit 1: Individual Showcase

Learning Aims

A: Understand the skills required for the selected progression opportunity.




B: Present a self-promotional response to the selected progression opportunity.




Skills, knowledge & understanding to be developed in this Learning Plan:

- Preparing for an audition by identifying strengths and choosing an appropriate pathway.
- Rehearse two suitable audition pieces or prepare a design based presentation and demonstration.
- Write a detailed letter of application outlining strengths, skills, experiences and the purpose of the application.
- Present and record your audition pieces/design presentation live to a panel.

Key terms to be learned in this LP:

Audition, Antagonist, Protagonist, Prologue, Professionalism, Promotion, Epilogue, Chorus, Improvisation, Naturalism, Realism, Symbolism, Minimalism, Practitioner, Duologue, Script, Modern, Classical, Contemporary, Comedy, Tragedy, Design, Training, Suitability, Experiences, Workshop, Director, Projection, Vocal Techniques.

Wythnos		Objective Assessments	Gwaith Cartref
Week 1-2 <ul style="list-style-type: none"> • Review the Unit contents and assessment criteria. • Explore a variety of different audition pieces such as monologues, dance pieces, musical theatre, and design. • Participate in an 'audition' workshop where the pupils are treated as if they are in a professional audition – work on role reversal where the pupils also portray a director at an audition and have to make professional judgements based on first impressions. 		Be able to... <ul style="list-style-type: none"> • Identify strengths and weaknesses within performance or design. • Confidently discuss feedback with peers. • Consider how the workshop will support the preparation for their own individual presentation. 	Research ideas for possible performance audition pieces or design concepts. Set: Due:
Week 3-4 <ul style="list-style-type: none"> • Review and choose a suitable pathway in preparation for the individual presentation. • Begin preparing audition pieces: Performers – Prepare two contrasting performance pieces linked to the topic, each around 2-5 minutes long. Designers – Prepare a presentation based on a production role and linked to the topic, include suitable design ideas and examples. 		Be able to... <ul style="list-style-type: none"> • Make independent choices when choosing a suitable role and preparing the audition pieces. • Prepare and rehearse in preparation for the recorded assessment. • Create suitable targets • Confidently provide peer feedback to other learners. 	Rehearse audition pieces or design presentation in preparation for the recorded assessment. Set: Due::
Week 5-6 <ul style="list-style-type: none"> • Write a letter of application to submit alongside the prepared audition pieces which should summarise the choice of material for the presentation, relevant strengths, experiences as well as clear subject knowledge. • Begin preparing audition pieces: Performers – Prepare two contrasting performance pieces linked to the topic, each around 2-5 minutes long. 		Be able to... <ul style="list-style-type: none"> • Independently write a letter of application that includes detailed examples of experiences related to the chosen pathway. • Participate in independent and group rehearsals in preparation for the recorded assessment. 	Continue rehearsing audition pieces or presentation in preparation for the recorded assessment. Set: Due::

<p>Week 7-10</p> <ul style="list-style-type: none"> Participate in one-to-one sessions with the teacher to rehearse the final performance pieces or make final preparations when choosing design resources for the live demonstration. Work with a small group or partner to rehearse and provide peer feedback in order to further enhance independent learning and confidence when identifying improvements. 		<p>Be able to...</p> <ul style="list-style-type: none"> Make final adjustments to the audition pieces or design presentations. Provide peer feedback to other learners. Rehearse final audition pieces. 	<p>Review targets and make appropriate changes to audition pieces.</p> <p>Set:</p> <p>Due::</p>
<p>Week 11-12 – External Assessment</p> <p>Pupils will complete their auditions or presentations under the controlled conditions set out in the specification. Lead Verifier and Internal Verifier to be present at each audition/recording.</p>	 	<p>Be able to...</p> <p>Communication skills to be demonstrated in the presentation/audition will include (as appropriate):</p> <ul style="list-style-type: none"> vocal/physical expression clarity of delivery focus confidence control communication of creative ideas and intentions. 	<p>Pupils must arrive at the allocated audition time slot and be prepared for their presentation.</p> <p>Set:</p> <p>Due::</p>