

YEAR: 11 SUBJECT/PWNC: Spring Term 1: Art and Design

Knowledge Focus:

Students are expected to work independently to respond to a starting point given in an externally set assignment paper issued by the exam board. A project is developed in response to this starting point over a period of 10 school weeks which must evidence coverage of all four assessment objectives:

Develop, Refine, Record and Present ideas

This is followed by a 10-hour timed making period in which students create a sustained practical outcome as the conclusion to their project work.



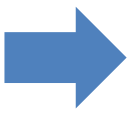
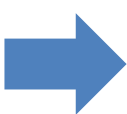
Skills, knowledge and understanding to be developed in this Learning Plan:



Actively engage in the creative process of Art, Craft and Design in order to develop as effective and independent learners, and as critical and reflective thinkers.

- Develop creativity when exploring and creating work.
- Take risks and learn from experience when exploring and experimenting with ideas, processes, materials and techniques.
- Develop critical understanding through investigative, analytical, experimental, practical, technical and expressive skills.
- Develop and refine ideas and personal outcomes with increasing independence.
- Acquire and develop technical skills through working with a broad range of media, materials, and techniques.
- Develop an awareness of the different roles and individual work practices evident in the production of Art, Craft and Design.

Key terms to be learned in this LP:

ESA paper, theme, research, mood board, observational drawing, primary source, secondary source, annotation, artist research, experimentation, refinement, composition, techniques, artistic intent, assessment objectives (AOs). Students to be clear on WJEC AO1, AO2, AO3 and AO4.

<p>Week/Wythnos 1 Learning Objectives:</p> <ul style="list-style-type: none"> • Understand the WJEC ESA paper, including its structure and the 7 given themes. • Explore and create detailed mind maps for all 7 themes, identifying personal interests, ideas, and creative connections. • Select one theme to focus on, justifying their choice based on their ideas, interests, and potential project outcomes. • Begin collecting first-hand and secondary images to visually explore their chosen theme. • Develop skills in organising imagery and identifying connections between collected visuals. 	 <p>Objective assessments:</p> <p>Be able to: Produce detailed and creative mind maps for each of the 7 themes with clear annotations explaining ideas and connections.</p> <p>Select and justify a final theme choice through a written paragraph or bullet points.</p> <p>Collect a minimum of 10 relevant images (5 first-hand and 5 secondary) to form the foundation of a mood board.</p>	<p>Homework/Gwaith cartref:</p> <p>Set: Collect first hand images and secondary sources for their mood board. Upload on to Google Classroom</p> <p>Due:</p>
<p>Week/Wythnos 2 & 3 Learning Objectives:</p> <ul style="list-style-type: none"> • Develop observational drawing skills using a variety of media, including pencil, charcoal, ink, and watercolour. • Create detailed observational drawings of key imagery collected for the theme (e.g., objects, textures, patterns, environments). • Experiment with different scales and perspectives to develop a range of observational studies. • Annotate drawings to explain media choices, observations, and how the work relates to the theme. 	 <p>Objective assessments:</p> <p>Be able to: Complete at least 4 high-quality observational drawings in 4 different media, showing technical skill and accuracy.</p> <p>Annotate each drawing, discussing: Media and technique used. Challenges faced and how they were overcome. Relevance of the imagery to the chosen theme and project progression.</p>	<p>Homework/Gwaith cartref:</p> <p>Set: Complete one additional observational drawing using a new medium. Annotate the work, identifying areas for refinement and next steps.</p>

	Experiment with scale and perspective to demonstrate variety in approach.	Due:
<p>Week/Wythnos 4 & 5 Learning Objectives:</p> <ul style="list-style-type: none"> • Research and analyse the work of two artists relevant to their theme or ideas. • Create two detailed artist research pages, identifying: <ul style="list-style-type: none"> The artist's style, techniques, materials, and use of composition. The artist's use of colour, line, texture, and form. How the artist's work can inspire and influence their personal project. • Reflect on each artist study and summarise how their techniques or ideas will inform your work. • Begin creating experimental work inspired by the two artists' techniques and styles. 	 <p>Objective assessments: Be able to: Produce two artist research pages, each containing:</p> <ul style="list-style-type: none"> -High-quality imagery of the artist's work. -A detailed written analysis of techniques, materials, and artistic intent. -Annotations explaining how the artist connects to their chosen theme and project ideas. <p>Produce at least 2 experimental pieces inspired by the techniques of each artist, showing evidence of skill and creativity.</p> <p>Reflect on how artist influence is helping develop personal project ideas.</p>	<p>Homework/Gwaith cartref:</p> <p>Set: Complete one experimental piece inspired by Artist 2, using a different medium. Annotate the work to evaluate the outcome and areas for improvement.</p> <p>Due:</p>
<p>Week/Wythnos 6 & 7 Learning Objectives:</p> <ul style="list-style-type: none"> • Develop a series of experimental pieces combining techniques and styles inspired by the two artists. • Refine experimental work through the exploration of new media, composition, and colour combinations. • Annotate experimental pieces to evaluate progress and link outcomes to project intentions. • Begin planning a personal response that builds on ideas, imagery, and artist influences. 	 <p>Objective assessments: Be able to: Develop at least 3 refined experimental pieces showing a clear connection to artist influences and the chosen theme.</p> <p>Annotate each experimental piece, discussing:</p> <ul style="list-style-type: none"> -Media and techniques used. -What works well and areas for further development. -How the piece relates to their theme and informs their next steps. <p>Write a short project intention statement summarizing how their ideas have developed and outlining next steps towards a final piece.</p>	<p>Homework/Gwaith cartref:</p> <p>Set:</p> <p>Due:</p>