



**Knowledge Focus:** Understanding and developing skills in the Elements of Art, with a focus on Line, Tone, Colour, and experimental techniques through the study of key artists.


**Skills, knowledge and understanding to be developed in this Learning Plan:** Students will explore the foundational elements of Art, focusing on line, tone, and colour through both drawing and painting. They will experiment with techniques inspired by artists such as Van Gogh, Matisse, and Jenny Gravette. They will develop skills in tonal studies, observational drawing, colour mixing, and experimental watercolour methods while understanding and applying colour theory.

Key terms to be learned in this LP:

Line, Tone, Form, Colour Theory, Continuous Line, Still Life, Acrylics, Tints, Shades, Tonal Studies, Watercolour Techniques, Artist Research.

**Week/Wythnos 1 - 2 Learning Objectives:**

- Introduce the Element of Line.
- Study the artist Van Gogh and his post-impressionist style.
- Develop research skills to analyse Van Gogh's use of line in his artwork.
- Complete a series of line studies, including mark-making and replicating Van Gogh's technique.
- Practice creating observational still-life drawings in Van Gogh's style.



**Objective assessments:**

**Be able to:**

- Demonstrate an understanding of line as an artistic element.
- Create observational line focused drawings inspired by Van Gogh.
- Analyse and describe the stylistic qualities of Van Gogh's work.
- Use line to add energy and expression in drawings.

**Homework/Gwaith cartref:**

Set: **Research Van Gogh's biography and select 2 key works to annotate.**  
Due:

**Week/Wythnos 3 Learning Objectives:**

- Introduce continuous line drawing as a creative technique.
- Explore observational still-life drawing using a continuous line.
- Develop hand-eye coordination and confidence in mark-making through continuous line exercises.
- Develop a range of timed observational drawings focusing on form and proportions.



**Objective assessments:**

**Be able to:**

- Demonstrate continuous line drawing techniques effectively.
- Create observational still-life compositions using a single, uninterrupted line.
- Reflect on the outcomes of continuous line drawings and evaluate improvements.

**Homework/Gwaith cartref:**

Set:  
Due:

**Week/Wythnos 4 Learning Objectives:**

- Introduce the Element of Tone.
- Explore and experiment with pencil techniques to create tonal values (hatching, cross-hatching, blending).
- Experiment with a range of pencil types and understand pencil qualities.
- Apply tonal techniques to still-life compositions.
- Create a page on tone in sketchbooks to include a range of drawings and research.






**Objective assessments:**

**Be able to:**

- Use a variety of shading techniques to create tonal values.
- Demonstrate control of pencil grades to build light, mid, and dark tones.
- Create tonal still-life drawings that show depth, form, and contrast.

**Homework/Gwaith cartref:**

Set: **Complete tonal study page to include 2-3 pencil studies and research.**  
Due:

<p><b>Week/Wythnos 5 Learning Objectives:</b></p> <ul style="list-style-type: none"> <li>• Introduce “drawing with scissors” inspired by Henri Matisse or Jenny Gravette.</li> <li>• Develop research skills to study the selected artist’s use of shape and colour.</li> <li>• Create paper cut-out compositions inspired by the artist’s work.</li> <li>• Explore composition, shape balance, and positive/negative space.</li> </ul>	 <p><b>Objective assessments:</b></p> <p><b>Be able to:</b></p> <p>Demonstrate an understanding of shape, composition, and balance in art. Research and identify key features of Matisse’s or Gravette’s work.</p> <p>Create an original cut-out artwork inspired by the artist’s techniques.</p> <p>Evaluate the effectiveness of their use of shape and colour.</p>	<p><b>Homework/Gwaith cartref:</b></p> <p>Set:</p> <p><b>Complete an artist research page (Henri Matisse or Jenny Gravette), including visuals and key facts.</b></p> <p>Due:</p>
<p><b>Week/Wythnos 6 Learning Objectives:</b></p> <ul style="list-style-type: none"> <li>• Explore experimental watercolour techniques (wet-on-wet, dry brush, salt, lifting, glazing).</li> <li>• Create a series of watercolour samples to develop technical skills.</li> <li>• Apply watercolour techniques to a still-life composition.</li> <li>• Reflect on successes and challenges in watercolour experimentation and annotate work.</li> </ul>	 <p><b>Objective assessments:</b></p> <p><b>Be able to:</b></p> <p>Demonstrate a range of watercolour techniques with control and creativity.</p> <p>Create an experimental series of watercolour samples.</p> <p>Apply watercolour skills to produce a finished composition.</p> <p>Reflect on the learning process and identify areas of improvement.</p>	<p><b>Homework/Gwaith cartref:</b></p> <p>Set:</p> <p>Due:</p>
<p><b>Week/Wythnos 7 Learning Objectives:</b></p> <ul style="list-style-type: none"> <li>• Introduce Colour Theory: primary, secondary, tertiary, tints, tones, and shades.</li> <li>• Explore acrylic painting techniques, including layering and blending.</li> <li>• Develop skills in mixing colours to create a range of tints, tones, and shades.</li> <li>• Create an acrylic painting that demonstrates form through colour mixing and layering.</li> <li>• Refine painting skills to create a series of acrylic paintings, focusing on realism and 3-Dimensional form.</li> </ul>	 <p><b>Objective assessments:</b></p> <p><b>Be able to:</b></p> <p>Demonstrate knowledge of colour theory in practical applications.</p> <p>Mix and apply tints, tones, and shades effectively.</p> <p>Layer and blend acrylic paint to create depth and form.</p>	<p><b>Homework/Gwaith cartref:</b></p> <p>Set:</p> <p><b>Complete a colour wheel using acrylic paint and label all sections. Complete 1-2 pages on Colour Theory and Acrylic painting. Annotate work.</b></p> <p>Due:</p>